



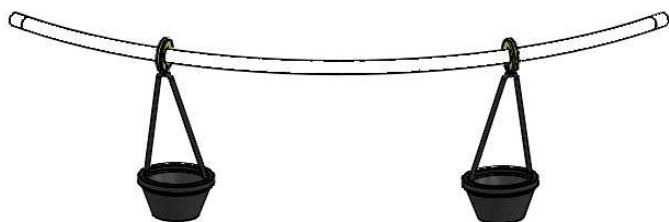

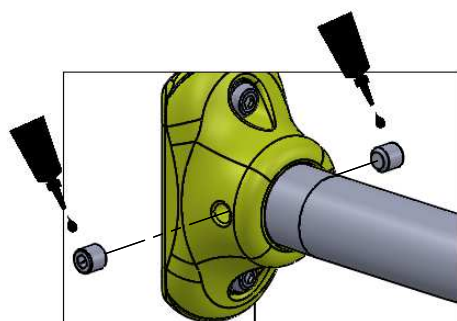


Nr	Σ	Element	DIN	ELEMENT
43	2		DIN 1587	M8
58	1		-	LOCTITE
84	2		ISO 7380	M8x35
88	1		-	ALUZ RR

1



2



3

