







INST_71_38B

Nr	Σ	Element	DIN	ELEMENT
9	6		ISO 7380	M6x25
11	12		DIN 1587	M6
22	18		DIN 125	6x12
29	6		-	K_5_A2_g2_G_v2
58	1		-	LOCTITE
124	6		DIN 7991	M6x20

