







Nr	Σ	Element		
10	5		DIN 9021	6x18
15	5		ISO 7380	M6x30
16	5		-	K1_d21_B
17	5		-	Z1_d21_B
18	5		DIN 985	M6
22	5		DIN 125	6x12

